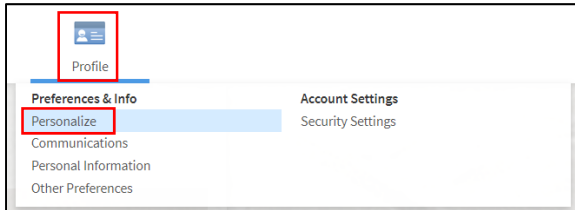


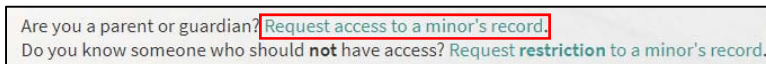
Instrucciones de acceso de proxy de MyChart

Si el padre o tutor ya tiene su propio MyChart:

1. Inicie sesión en MyChart con su nombre de usuario y contraseña.
2. Vaya a **Perfil** y haga clic en **Personalizar**.



3. Haga clic en **Solicitar acceso al registro de un menor**.

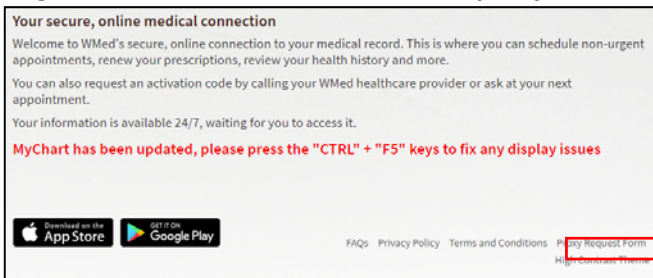


4. Rellena el formulario y envíalo.

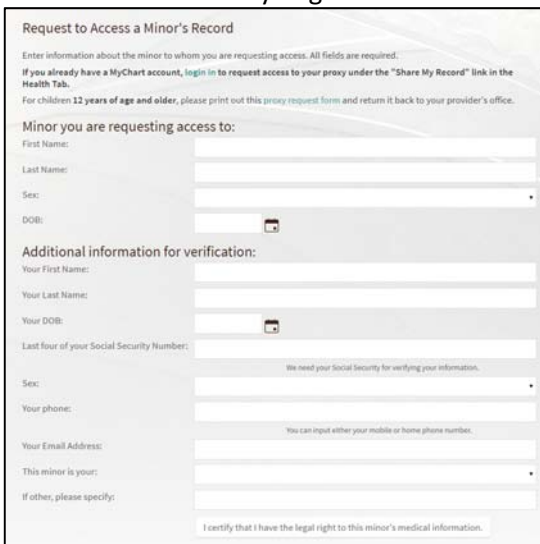
Nota: Si el paciente tiene 12 años o más, deberá imprimir el **formulario de solicitud de representación**.

Si el padre o tutor aún no tiene su propio MyChart:

1. Ir a <https://mychart.med.wmich.edu/MyChartWMED/>.
2. Haga clic en **Formulario de solicitud de proxy**.



3. Rellene el formulario y haga clic en enviar solicitud.

A screenshot of a web form titled 'Request to Access a Minor's Record'. The form contains several sections: 'Minor you are requesting access to:' with fields for First Name, Last Name, Sex, and DOB; 'Additional information for verification:' with fields for Your First Name, Your Last Name, Your DOB, Last four of your Social Security Number, Sex, Your phone, and Your Email Address; and a final section 'This minor is your:' with a dropdown menu and a text field for 'If other, please specify:'. At the bottom, there is a checkbox that says 'I certify that I have the legal right to this minor's medical information.'

For children **12 years of age and older**, please print out this **proxy request form** and return it back to your provider's office.