

UNDERGRADUATE SCHOOLS

The Class of 2026 includes graduates from 57 undergraduate institutions.

Albion College*	1
Aquinas College	1
Belmont Abbey College	1
Binghamton University	1
Brigham Young University	1
California State University—Long Beach	1
Chapman University	1
Dartmouth College	1
Earlham College	1
Grand Valley State University*	3
Hillsdale College	1
Hope College	1
Indiana University Northwest	1
Kalamazoo College*	2
Lake Superior State University	2
Loyola University Chicago	1
Marquette University	1
Michigan State University	5
Northwestern University—Evanston	2
Oakland University	2
Ohio State University	2
Santa Clara University	1
Smith College	1
Southern Utah University	1
Stanford University	1
University of Alabama	1
University of British Columbia	1
University of Central Florida	1
University of California—Berkeley	1
University of California—Davis	1
University of California—Irvine	2
University of California—Los Angeles	1
University of California—Riverside	1
University of California—San Diego	3
University of California—Santa Barbara	1
University of Colorado Boulder	1
University of Denver	1
University of Florida	2
University of Georgia	1
University of Illinois Urbana-Champaign	1
University of Iowa	1
University of Maryland	2
University of Michigan	11
University of Minnesota—Morris	1
University of Minnesota—Twin Cities	1
University of Missouri	1
University of Montevallo	1
University of Notre Dame	1
University of South Florida	1
University of Southern California	1
University of Washington	3
University of Western Ontario	1
University of Wisconsin—Madison	1
Virginia Tech	1
Washington University in St. Louis	1
Western Michigan University*	2
Wheaton College	1

*Preferred Relationship Institution

UNDERGRADUATE MAJORS

Biology and chemistry are the most popular. Other majors include psychology, economics, philosophy, public health, neuroscience, Spanish, education, English, and political science.

4302

Applications Received

797

Phone Interviews

465

Virtual Interviews

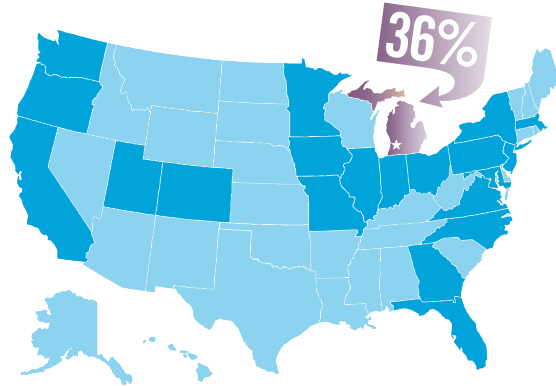
86

Class of 2026

24.4

AVERAGE AGE


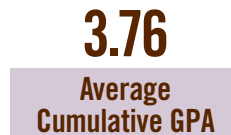
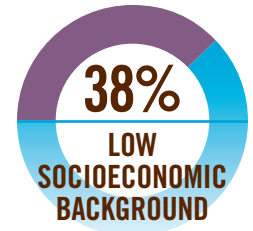
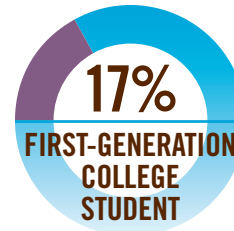
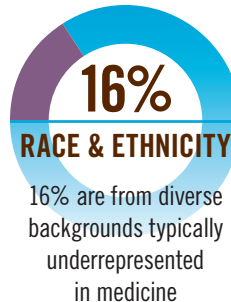
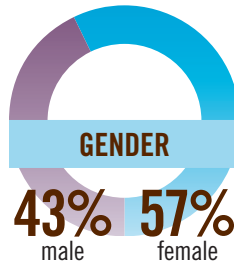
Age range is 21 to 32



21

STATES

As a private medical school, our class represents 21 different states.



90%

Research Experience

16%

Hold Advanced Degrees

WMed admits students of any race, color, and national or ethnic origin. For more information, see our Notice of Nondiscrimination at med.wmich.edu.